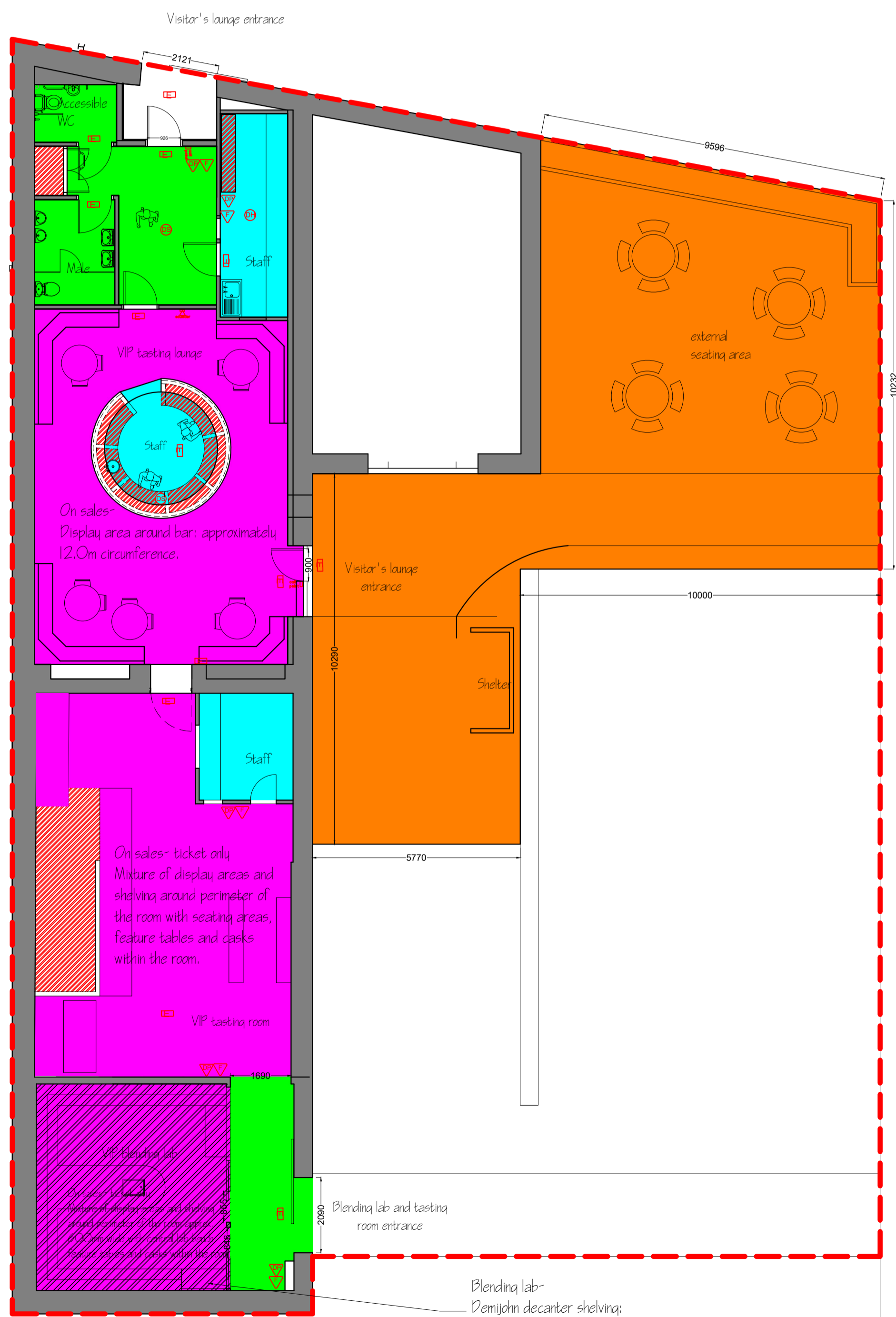


On sales- ticket only
Mixture of display areas and shelving around perimeter of the room with seating areas, feature tables and casks within the room.

Off sales-
Display area around perimeter of shop; approximately 15.0m by 2.5m in height. Window display areas 0.90m deep by 2.0m high approximately. Floor with area for display, sales counter/ desk and wrapping stations.



On sales-
Display area around bar; approximately 12.0m circumference.

On sales- ticket only
Mixture of display areas and shelving around perimeter of the room with seating areas, feature tables and casks within the room.

Blending lab-
Perimeter floor mounted base units 600mm wide x 900mm high; wall mounted shelving set at 1.40m and 1.80m above floor level, 280mm deep.

Blending lab-
Demijohn decanter shelving; 1.25m wide by 2.3m in height 0.95m deep.

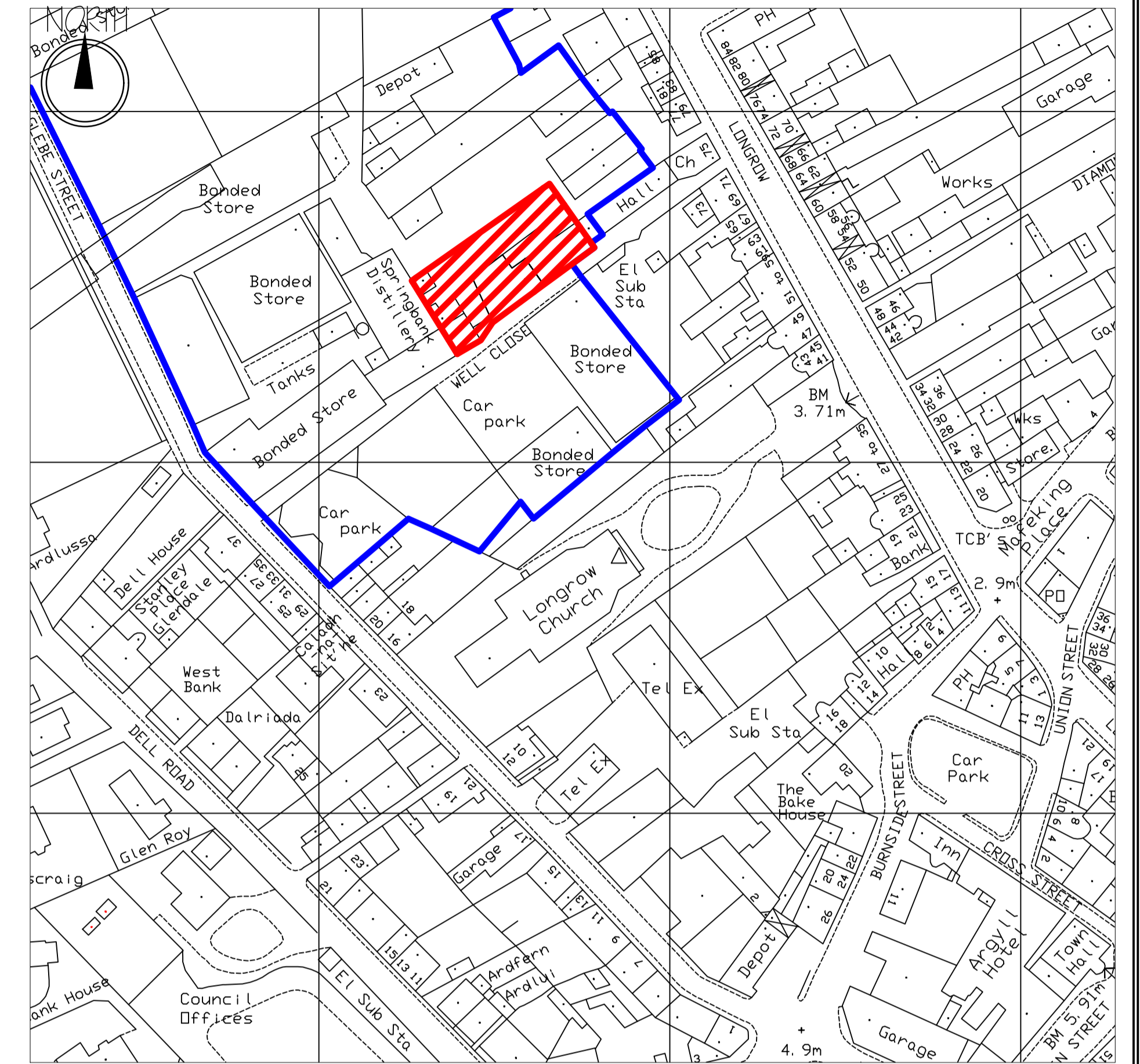
LAYOUT PLAN Scale 1:100

LEGEND

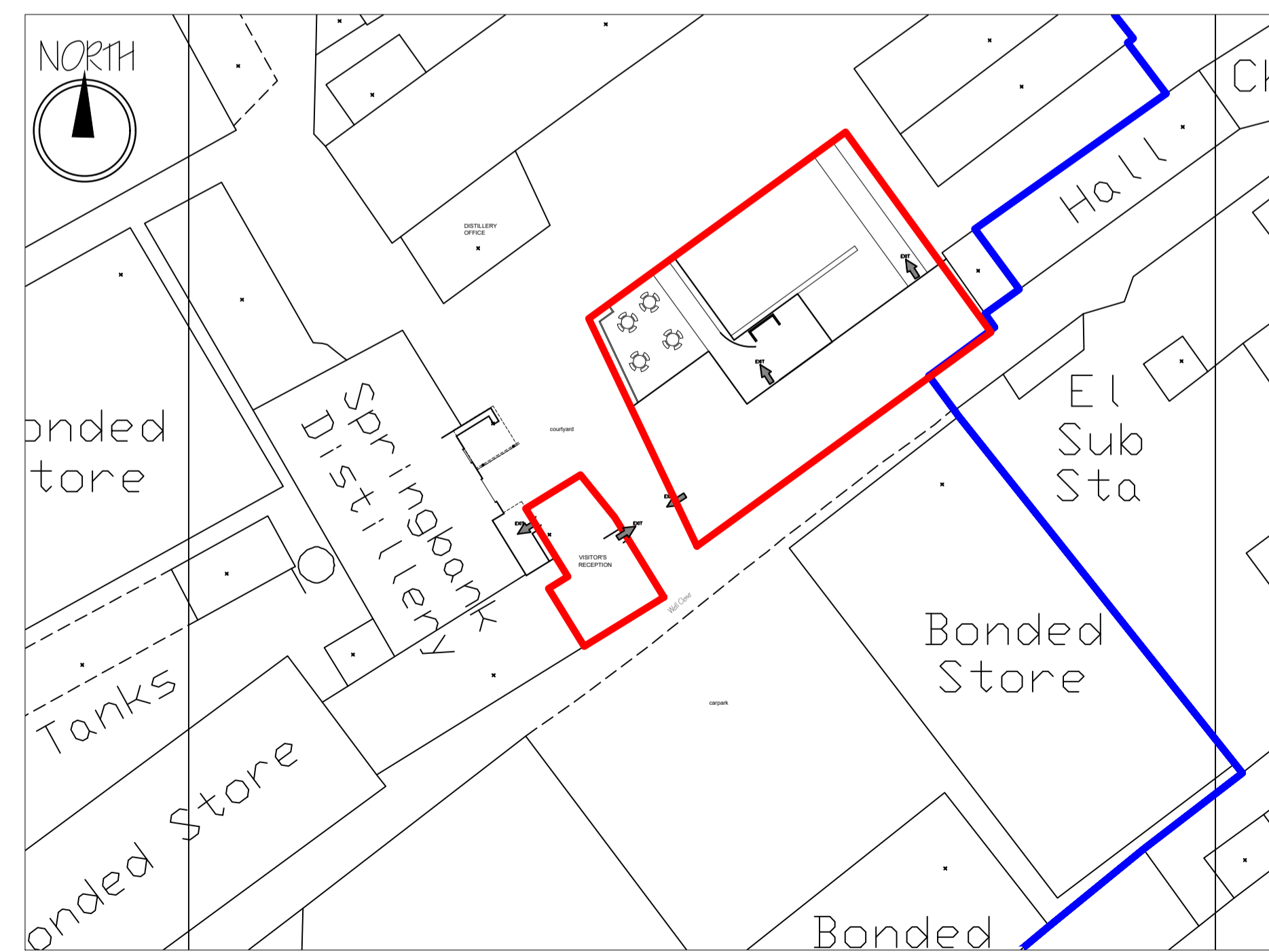
SCFD	SELF CLOSING FIRE DOOR	PS	PUSH-BAR FIRE EXIT
W	WATER EXTINGUISHER	PFAN	PUBLIC FIRE ACTION NOTICE
DP	DRY POWDER EXTINGUISHER	FEES	FIRE EXIT EMERGENCY SIGN
FE	FOAM EXTINGUISHER	ELP	EMERGENCY LIGHTING POINT
CE	CARBON DIOXIDE EXTINGUISHER	SD	SMOKE DETECTOR
FB	FIRE BLANKET	HTD	HEAT DETECTOR
FAS	FIRE ALARM SOUNDER	FAP	FIRE ALARM POINT
		FR	FIRE RESISTING CONSTRUCTION/ SITE BOUNDARY

[Hatched Yellow]	AREA HATCHED- DENOTES OFF SALES PUBLIC ACCESS area=28sqm
[Shaded Yellow]	AREA SHADED YELLOW- DENOTES INTERNAL ON SALES AREA. ACCESS BY TICKET ONLY area=58sqm
[Shaded Green]	AREA SHADED GREEN- DENOTES FACILITIES & ACCESS
[Hatched Grey]	AREA HATCHED- EXISTING LOCKED WHISKY DISPLAY CABINETS
[Shaded Blue]	AREA SHADED BLUE- DENOTES AREAS ACCESSED BY STAFF ONLY
[Shaded Pink]	AREA SHADED PINK- DENOTES INTERNAL ON SALES AREA. area=125sqm
[Hatched Pink]	AREA SHADED PINK & HATCHED- DENOTES INTERNAL ON SALES AREA- TICKET ONLY. area=30sqm
[Hatched Orange]	AREA HATCHED- DENOTES STORAGE AND AREAS ACCESSED BY STAFF MEMBERS ONLY
[Shaded Orange]	AREA SHADED ORANGE- EXTERNAL SEATING AREA FOR THE CONSUMPTION OF ALCOHOL ON THE PREMISES. area=166sqm

DRAWING TO BE READ IN CONJUNCTION WITH APPROVED OPERATING PLAN



LOCATION PLAN Scale 1:1,250



SITE PLAN Scale 1:500

Project:
Proposed visitor's and client lounge
Springbank Distillery
Well Close
Campbeltown

Drawing title:
LICENSING PLAN

Date:
April 2023

Scale:
Scale 1:100 @ A1

Drawing number:
SPRINGBANK-WB- 20/100-LIC Rev A